



# JANUARY 2012 NEWS

Winders Wee Care

Volume 1, Issue 1

January 1, 2012


## New Year, New Forms

At the start of each new year, each family is asked to sign a new contract which has been updated to fit issues which have come up over the previous year. The 2012 contract has been separated into a contract and parent handbook. The only forms to be signed and turned in are the contract pages and the handbook receipt page. The handbook is yours to keep. Each family has received these items so if you are unable to locate yours, let me know right away as these should be on file at the start of the new year.

Emergency release and contact forms also need to be completed at the start of each year. In order to ease this process, the forms will be completed in typed form and information will be confirmed by you. I will then print these forms out to be signed.

The website will be updated and this includes revision of photos which are located on the site. There is a space limit on the website and to keep within the space limits of the host, all families will receive a CD of their child's photos over 2011. If you are unable to utilize a CD, please bring in a flash drive and I will save the photos to your flash drive instead.

Our menu has also been updated and I will be running a 4 week rotating menu schedule. My hope is that I will be able to fill out the daily logs in a much easier fashion. I selected the menu choices based on what I have observed the children enjoy. Hopefully they will enjoy what is being served and not get bored by the selections. Please note that if your child is still drinking formula, milk is synonymous with formula on the menu.



## New Way to Save!

In an effort to give back to the community, I will be implementing a new program. On the last Friday of each month, donations of nonperishable food items can be donated in exchange for cash off of your bill that week. Each family can earn up to 10% off of their bill which is due on the last Friday in which 1 can = \$2. For example, if a family pays \$140 per week for childcare, they can bring in enough items to reduce their bill by up to \$14. Because each item is equal to \$2, they would bring in 7 items to reach this reduction amount.

In addition, families can reduce their cost of Parent's Night Out in the same fashion for up to 50% off their Parent's Night Out Services. Donated items will still count as \$2 for 1 item.

All items donated will be taken to the Mid-Ohio Food Bank

### Special points of interest:

- *Griffin turns 10 on January 12*
- *Corbin turns 1 on January 18*
- *Winders Wee Care will be closed on January 13 and January 18*
- *Beauty and the Beast is being re-released to theaters on January 13 in 3D!!!!!!*

### Inside this issue:

Parent's Night Out	2
Kids Giving Back	2
Childcare and Taxes	3
January Calendar	4

## Parent's Night Out Dates Announced

Parent's Night Out is held on select Fridays from 6pm-10pm. The cost is \$10 per child and includes a snack. A second child within the same family receives a 10% discount and the third child (and beyond) each receive a 15% discount. These nights are open to contracted and non-contracted families. Space is limited. The dates for 2012 are listed below.

January 6	July 13
January 20	July 27
March 9	August 10
March 23	August 24
April 13	September 14
April 27	September 28
May 11	November 9
May 25	November 30
June 8	December 7
June 22	December 21



## Kids Giving Back


In order to help teach the children to give back in a way that anyone at any age can, we will be participating in Make A Child Smile. Make a Child Smile is a wonderful organization which is near and dear to my heart and I am sure will be near and dear to yours if you have not already heard of it.

**“Each month, Make a Child Smile features a few children who suffer from life threatening illnesses. “**

Each month, Make a Child Smile features a few children who suffer from life threatening illnesses. In order to participate with the program, you simply send them a card with the intent of making them smile and brightening their day. The children and I will be making cards and pictures to send to the children featured on the site. We will complete one card package per week as there are normally 3 or 4 children featured.

In addition, on Fridays after cookies are passed out, remaining cookies will be bagged in groups of 3 and will be sent to the Ronald McDonald House as a donation. The Ronald McDonald House staff take these cookies and place them in the freezer to serve as snacks for the families who stay on site so they can be close to their children while they receive medical treatment

These are just little ways to give back, but it is important to teach charity even to the very young and throughout the year.



## Understanding Childcare and Taxes

### How this credit works

The *child care tax credit* is intended to help individuals whose employment makes child care essential. If you have a child(ren), you know the cost of care can be a **huge** chunk of your family's budget.

This credit is designed to recover some of those expenses at tax time.

Likewise, the credit for *dependent care* allows for people with disabled dependents to recoup a portion of the costs.

The allowable amount for this credit is limited to a maximum of \$3,000 for one child (or dependant) and \$6,000 for more than one.

### Are you eligible to claim this credit?

To be eligible, you must meet some preliminary requirements. For the child care credit:

- You (and your spouse, if you are married) must work.
- The child cannot be older than 13.
- The child care provider can not be a member of your household.

For the dependent care credit:

- You (and your spouse, if you are married) must work.
- The dependent can not be capable of self-care.

### There are additional limitations in claiming the federal child tax care credits:

If the total yearly cost for child care or your total earned income were less than the maximum allowance, the amount you may claim is reduced. When totaling your yearly expenses for child care, **only include wages** to the care provider and **any payroll taxes** you paid. The IRS does not consider other costs to be expenses.

Once you determine the smallest of these three figures - your earned income, your child care expenses, or the maximum credit allowance - only a percentage of that amount is actually claimed as your child care tax credit. Depending on your income, you can claim anywhere from 20%-35% of your child or disabled dependent care costs as a tax credit.

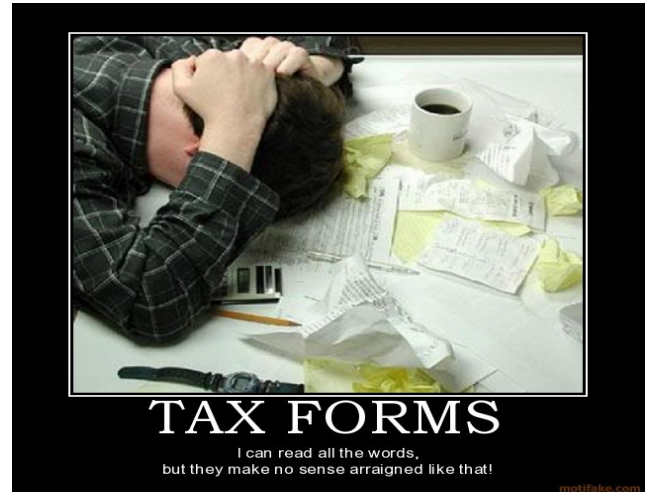
### How to claim this credit

To claim the credit, your tax return must include the name of the care provider, the provider's address and identification number (which can either be a social security or EIN number) and the total amount paid for care during the tax year. If you are unsure of any of the information, request that your child care provider complete Form W-10. Once complete, this form will list all the crucial information.


To claim the credit, the name and social security number for each child or disabled dependent is also required.

All information should be recorded on IRS Form 2441 if you file a 1040, or Schedule 2 if you file a 1040A, and sent in with your tax return.

<http://www.taxesindepth.com/child-care-tax-credit.html>



Forms 2441 will be provided to you in hard copy and can be found in your child's cubby along with additional tax forms. Both Form 2441 and Publication 503 can be found on the policies and procedures tab on [windersweecare.com](http://windersweecare.com).



Sun	Mon	Tue	Wed	Thu	Fri	Sat
-----	-----	-----	-----	-----	-----	-----

<p>1 <i>National Drinking Straw Day—Jan 3</i></p>	<p>2 <i>Day after New Year's</i></p>	<p>3 <i>Color Aa Color 1 one Straw flower</i></p>	<p>4 <i>Find Aa Find 1 one Straw painting</i></p>	<p>5 <i>Trace Aa Trace 1 one Straw bike streamers</i></p>	<p>6 <i>Parent's Night Out Aa Words One - uno Circle Lollipop on a straw</i></p>	<p>7</p>
<p>8 <i>Milk Day—Jan 11</i></p>	<p>9 <i>Color Bb Color 2 two Milk Jug Grouch House</i></p>	<p>10 <i>Find Bb Find 2 two My Plate</i></p>	<p>11 <i>Trace Bb Trace 2 two Milk Painting</i></p>	<p>12 <i>Bb Words Two—dos Where does milk come from?</i></p>	<p>13 <i>Winders Wee Care Closed—Anna Personal Day</i></p>	<p>14</p>
<p>15 <i>Dr. Rev. Martin Luther King Jr. Day—Jan 16</i></p>	<p>16 <i>Winders Wee Care Closed—Paid Off Holiday</i></p>	<p>17 <i>Color Cc Color 3 three I have a dream handprints</i></p>	<p>18 <i>Corbin Turns 1! Find Cc Find 3 three MLK Color Page</i></p>	<p>19 <i>Trace Cc Trace 3 three I have a dream book</i></p>	<p>20 <i>Parent's Night Out Cc Words Three-tres I have a dream book</i></p>	<p>21</p>
<p>22 <i>National Compliment Day—Jan 24</i></p>	<p>23 <i>Color Dd Color 4 four Warm Fuzzy Bag</i></p>	<p>24 <i>Find Dd Find 4 four Warm Fuzzy</i></p>	<p>25 <i>Trace Dd Trace 4 four Cold Prickly</i></p>	<p>26 <i>Dd Words Four-cuatro Feelings Faces</i></p>	<p>27 <i>Dd Art 4 four art Feelings Faces</i></p>	<p>28</p>
<p>29 <i>Groundhog Day—Feb 2</i></p>	<p>30 <i>Color Ee Color 5 five TP roll groundhog</i></p>	<p>31 <i>Find Ee Find 5 five Groundhog trace and color</i></p>	<p>1 <i>Trace Ee Trace 5 five Groundhog puppet</i></p>	<p>2 <i>Ee Words Five-cinco Groundhog spring color page</i></p>	<p>3 <i>Ee Art 5 five art Groundhog winter color page</i></p>	<p>4</p>